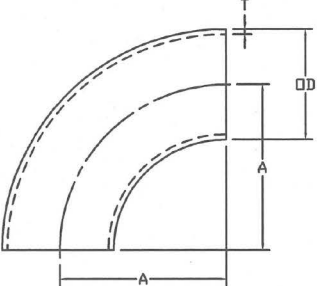
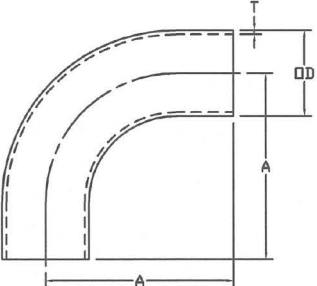
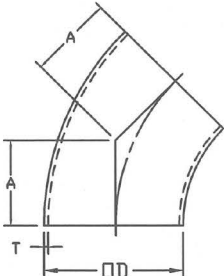


3A-2WCL 90度焊彎	WELD ELBOW 90°				mm
	SIZE	T (thickness)	A	OD	
	1/2"	1.65	19.05	12.7	
	3/4"	1.65	28.6	19.05	
	1"	1.65	38.1	25.4	
	1 1/4"	1.65	47.7	31.75	
	1 1/2"	1.65	57.2	38.1	
	2"	1.65	76.2	50.8	
	2 1/2"	1.65	96.3	63.5	
	3"	1.65	114.3	76.2	
	4"	2.11	152.4	101.6	

3A-L2S (加長) 90度焊彎	WELD ELBOW 90° LONG				mm
	SIZE	T (thickness)	A	OD	
	1/2"	1.65	76.2	12.7	
	3/4"	1.65	66	19.05	
	1"	1.65	52.4	25.4	
	1 1/2"	1.65	74.6	38.1	
	2"	1.65	103.2	50.8	
	2 1/2"	1.65	131.7	63.5	
	3"	1.65	160.3	76.2	
	4"	2.11	211.1	101.6	

3A-2WK7 45度焊彎	WELD ELBOW 45°				mm
	SIZE	T (thickness)	A	OD	
	1"	1.65	15.9	25.4	
	1 1/2"	1.65	23.8	38.1	
	2"	1.65	31.8	50.8	
	2 1/2"	1.65	39.7	63.5	
	3"	1.65	47.6	76.2	
	4"	2.11	63.5	101.6	

3A-L2KS (加長) 45度焊彎	WELD ELBOW 45° LONG				mm
	SIZE	T (thickness)	A	OD	
	1"	1.65	30.18	25.4	
	1 1/2"	1.65	41.28	38.1	
	2"	1.65	58.74	50.8	
	2 1/2"	1.65	76.20	63.5	
	3"	1.65	93.68	76.2	
	4"	2.11	122.24	101.6	