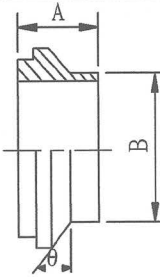
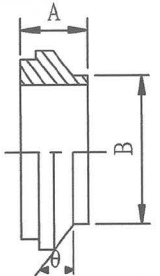
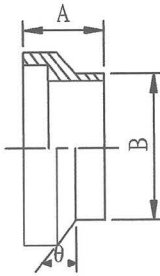
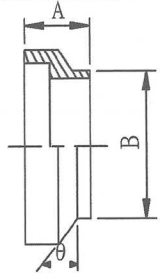


14WI-CB 公接環	I-LINE Welding Ferrule MALE (CB) mm			
	SIZE	A	B	$\theta$
	1"	19.8	25.65	37.
	1.5"	23.8	38.35	37.
	2"	26.2	51.05	37.
	2.5"	29.4	63.75	37.
	3"	30.9	76.45	37.
	4"	34.1	101.85	37.

14WI 公接環, 短	I-LINE Welding Ferrule MALE, SHORT mm			
	SIZE	A	B	$\theta$
	1"	17.5	25.65	37.
	1.5"	15.6	38.35	37.
	2"	18.2	51.05	37.
	2.5"	21.4	63.75	37.
	3"	23	76.45	37.
	4"	25.4	101.85	37.
	6"	25.4	152.65	30.

15WI-CB 母接環	I-LINE Welding Ferrule FEMALE (CB) mm			
	SIZE	A	B	$\theta$
	1"	19.8	25.65	37.
	1.5"	23.8	38.35	37.
	2"	26.2	51.05	37.
	2.5"	29.4	63.75	37.
	3"	30.9	76.45	37.
	4"	34.1	101.85	37.
	6"	28.6	152.65	30.

15WI 母接環, 短	I-LINE Welding Ferrule FEMALE, SHORT mm			
	SIZE	A	B	$\theta$
	1"	17.5	25.65	37.
	1.5"	15.8	38.35	37.
	2"	19.4	51.05	37.
	2.5	21.4	63.75	37.
	3"	23	76.45	37.
	4"	25.4	101.85	37.