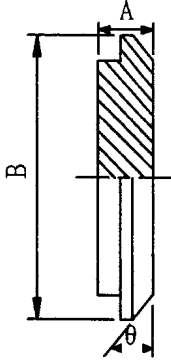
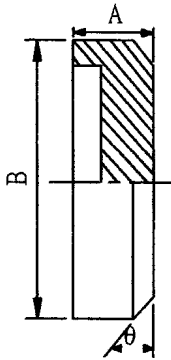
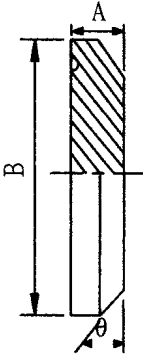


16AI-14I	MALE	CAP		mm
	SIZE	A	B	θ
	1"	12.7	50.7	37.
	1.5"	12.7	50.7	37.
	2"	12.7	67.1	37.
	2.5"	17.5	84	37.
	3"	17.5	98.3	37.
	4"	19.1	123.7	37.
	6"	19.1	190.4	30.

16AI-15I	MALE	CAP		mm
	SIZE	A	B	θ
	1"	12.7	50.7	37.
	1.5"	12.7	50.7	37.
	2"	17.5	67.1	37.
	2.5"	17.5	84	37.
	3"	17.5	98.3	37.
	4"	19.1	123.7	37.
	6"	22.2	190.4	30.

16AQ-14Q	MALE	CAP		mm
	SIZE	A	B	θ
	1"	7.9	50.4	37.
	1.5"	7.9	50.4	37.
	2"	11.1	67.1	37.
	2.5"	12.7	84	37.
	3"	12.7	98.3	37.
	4"	15.9	123.7	37.
