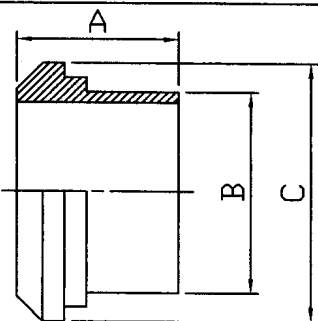
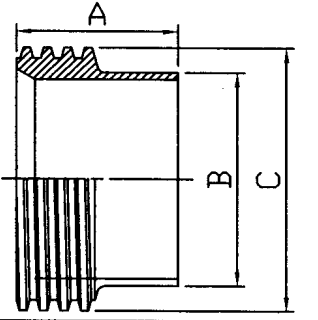
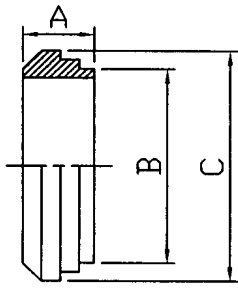
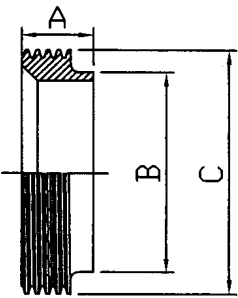


14A 長接頭	LONG WELDING FERRULE			
	SIZE	A	B	C
	1"	34.9	25.5	33.4
	1 1/2"	38.1	38.2	46.9
	2"	38.1	50.9	60.5
	2 1/2"	44.5	63.6	74.0
	3"	44.5	76.3	87.5
	4"	44.5	101.7	114.3

15A 長牙口	LONG WELDING THREADED FERRULE			
	SIZE	A	B	C
	1"	34.9	25.5	37.13
	1 1/2"	38.1	38.2	50.65
	2"	38.1	50.9	64.16
	2 1/2"	44.5	63.6	77.67
	3"	44.5	76.3	91.19
	4"	44.5	101.7	119.25

14PRF 短接環	SHORT WELDING FERRULE			
	SIZE	A	B	C
	1"	17.5	25.5	33.4
	1 1/2"	17.5	38.2	46.9
	2"	18.2	50.9	60.4
	2 1/2"	21.4	63.6	74.0
	3"	23.8	76.3	87.5
	4"	25.4	101.7	114.3

15TRF 短牙口	SHORT WELDING THREADED FERRULE			
	SIZE	A	B	C
	1"	17.5	25.5	37.13
	1 1/2"	17.5	38.2	50.65
	2"	18.2	50.9	64.16
	2 1/2"	21.4	63.6	77.67
	3"	23.8	76.3	91.19
	4"	25.4	101.7	119.25