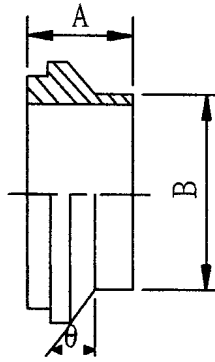


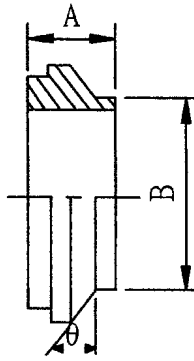
14WI-CB



I - LINE	FERRULE		mm
SIZE	A	B	θ
1"	19.8	25.65	37.
1.5"	23.8	38.35	37.
2"	26.2	51.05	37.
2.5"	29.4	63.75	37.
3"	30.9	76.45	37.
4"	34.1	101.85	37.

I - LINE	FERRULE		mm
SIZE	A	B	θ
1"	19.8	25.65	37.
1.5"	23.8	38.35	37.
2"	26.2	51.05	37.
2.5"	29.4	63.75	37.
3"	30.9	76.45	37.
4"	34.1	101.85	37.

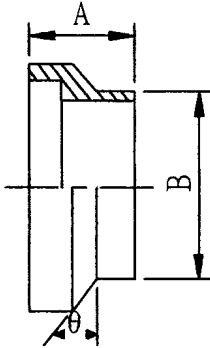
14WI



I - LINE	FERRULE		mm
SIZE	A	B	θ
1"	17.5	25.65	37.
1.5"	15.6	38.35	37.
2"	18.2	51.05	37.
2.5"	21.4	63.75	37.
3"	23	76.45	37.
4"	25.4	101.85	37.
6"	25.4	152.65	30.

I - LINE	FERRULE		mm
SIZE	A	B	θ
1"	17.5	25.65	37.
1.5"	15.6	38.35	37.
2"	18.2	51.05	37.
2.5"	21.4	63.75	37.
3"	23	76.45	37.
4"	25.4	101.85	37.
6"	25.4	152.65	30.

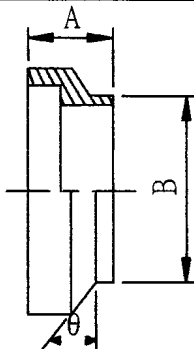
15WI-CB



I - LINE	FERRULE		mm
SIZE	A	B	θ
1"	19.8	25.65	37.
1.5"	23.8	38.35	37.
2"	26.2	51.05	37.
2.5"	29.4	63.75	37.
3"	30.9	76.45	37.
4"	34.1	101.85	37.
6"	28.6	152.65	30.

I - LINE	FERRULE		mm
SIZE	A	B	θ
1"	19.8	25.65	37.
1.5"	23.8	38.35	37.
2"	26.2	51.05	37.
2.5"	29.4	63.75	37.
3"	30.9	76.45	37.
4"	34.1	101.85	37.
6"	28.6	152.65	30.

15WI



I - LINE	FERRULE		mm
SIZE	A	B	θ
1"	17.5	25.65	37.
1.5"	15.8	38.35	37.
2"	19.4	51.05	37.
2.5"	21.4	63.75	37.
3"	23	76.45	37.
4"	25.4	101.85	37.

I - LINE	FERRULE		mm
SIZE	A	B	θ
1"	17.5	25.65	37.
1.5"	15.8	38.35	37.
2"	19.4	51.05	37.
2.5"	21.4	63.75	37.
3"	23	76.45	37.
4"	25.4	101.85	37.